



# RECITAL PACKET

SHOW DATES/TIMES:

SATURDAY, MAY 18TH  
 SHOW A: 3 - 4 PM  
 SHOW B: 6 - 8 PM

SUNDAY, MAY 19th  
 SHOW C: 3 - 5 PM

## IMPORTANT DATES & VENUE LOCATION

### February 28:

Recital & Costume Fees Due

### Week of April 28th:

Parent Watch Week  
 Costumes Distributed

### May 10:

Last Day to Pre-Order  
 Flowers

### May 16:

Last Day of Spring Classes

### May 17 - 19:

Dress Rehearsals & Shows

### VENUE LOCATION:

Valley Center High School  
 (click for google map)  
 9600 N. Meridian Ave.  
 Valley Center, KS 67147

### TABLE OF CONTENTS:

- Pg 2.... Dress Rehearsals Info  
Running Orders
- Pg 3.... Costumes
- Pg 4.... Dressing Room Info  
Drop Off/Pick Up
- Pg 5.... Hair & Make Up
- Pg 6.... Tickets, Fees & Retail  
Options
- Pg 7.... Photo, Video &  
Volunteer Info
- Pg 7.... Map
- Pg 8.... FAQ & Checklists

Spring Recital Webpage: [www.dancemechanix.biz/recital](http://www.dancemechanix.biz/recital)

[CLICK HERE TO VISIT THE SHOWCASE WEBPAGE](#)

This webpage is your GO TO for all Recital Information!

### 3 Separate Shows - WHY?

We take many factors into consideration in planning our performances, but the most important factors are: 1) making sure our youngest and most beginning dancers are not overwhelmed with too many performances, 2) making sure that the length of the show is acceptable to our viewing audience, and 3) doing our best to ensure that most parents/family members are able to attend one show and see all of their dancers' recital numbers. **It's a difficult balance!**

Taking all of these factors into consideration, we believe that offering three separate shows best meets the needs of the majority of our dance families. Due to number of classes, we have decided that in order to keep our shows at an ideal viewing length for our audiences, we need to split the show even further and have created a short show that will be for our Tiny Dancers (Show A). We have done our very best to try to keep kids in only **one** show, but as you might imagine, **in some situations, this is an impossible task!**

### PERFORMANCE DETAILS

#### SHOW A: SATURDAY, MAY 18

[All Tiny Dancer Classes]

3:00 pm - Performance Time | CALL TIME: 2:30 pm  
 {estimated show length is 1 hour}

#### SHOW B: SATURDAY, MAY 18

[All Intro/Teen Classes + Junior Level 4 Classes]

6:00 pm - Performance Time | CALL TIME: 5:30 pm  
 {estimated show length is 2 hours}

#### SHOW C: SUNDAY, MAY 19

[All Mini Classes + Junior Level 1 - 3 Classes]

3:00 pm - Performance Time | CALL TIME: 2:30 pm

---

## LIST OF PERFORMING CLASSES & RUNNING ORDERS

---

- **Click here for a LIST OF PERFORMANCE DANCES** for you to determine which show(s) your dancer will perform in. This list also includes the Running Order for ALL shows as well as the Dress Rehearsal call times.
- Please note that we have done our best to make these show selections as convenient as possible for all families. **We are not able to make any additional changes or accommodations to this show order.**

---

## MANDATORY DRESS REHEARSAL INFORMATION

---

### SHOW A DRESS REHEARSAL: FRIDAY, MAY 17th

Dress Rehearsal begins at 4:00 pm. [CLICK HERE](#) for specific call times

### SHOW B DRESS REHEARSAL: FRIDAY, MAY 17th

Dress Rehearsal begins at 6:00 pm. [CLICK HERE](#) for specific call times

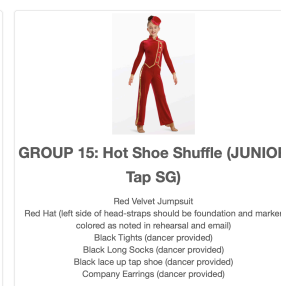
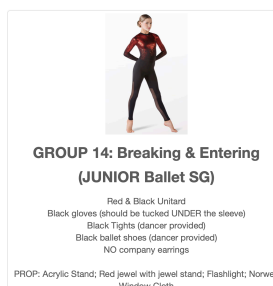

### SHOW B DRESS REHEARSAL: SATURDAY, MAY 18th

Dress Rehearsal begins at 9:30 am. [CLICK HERE](#) for specific call times

- We will have MANDATORY dress rehearsals for all dances on the dates listed above.
- We have done our best to estimate the time that each dance will rehearse on stage. In order to ensure that we are as efficient and timely as possible, **each dancer must report to the venue auditorium, in FULL COSTUME, HAIR & MAKE UP, by the assigned CALL TIME.** At your assigned call time, a member of the staff will gather the dancers to run the dance backstage and get them lined up for their stage rehearsal time. Even if a friend tells you that we are not "on schedule", please plan to be STAGE READY at your CALL TIME unless we have notified you otherwise.
- Please **ARRIVE 10 minutes BEFORE** your assigned call time to be sure that your dancer is in full costume, including hair, make up and shoes, and ready to be on stage at their assigned call time. **Call time = STAGE READY and in the auditorium!** So you will need to arrive at least 10 minutes early in order to be STAGE READY at the CALL TIME!
- There will be seats marked in the auditorium for the dancer(s) to watch the rehearsal while they wait for their time on the stage. Staff members will come and find them when it is time for them to go to the stage for their performance. Once you arrive, please check your bags in your assigned dressing room (room assignments will be posted on the recital webpage) and find your dancer(s) class in the marked seating in the auditorium.
- Dancers are encouraged to watch as much of the rehearsal performance as possible as **they will not be allowed to go in and out of the auditorium during the performances.**
- **IMPORTANT:** All classes will participate in the FINALE number! This will be a final bow in which all dancers get one last stage walk wearing the recital t-shirt that is included with the recital fee.

## COSTUME & ACCESSORY INFORMATION

- Costumes for the Spring Recital are purchased and yours to KEEP!
- **Costume Style & Fit:** Our instructors and costume department staff spend many hours to determine just the right costumes for each class. Costumes are at the discretion of each instructor, always age appropriate and of great quality. Keep in mind, to keep the cost of costumes down, the majority of costumes are ordered from a catalog and not custom made for each dancer. Alterations will be made at the studio discretion so that all costumes fit our dancers consistently.
- **Costume Check Out: We will check out costumes to your dancer(s) the week of April 28th.** Costumes will be available to be checked out during Parent Watch Week (unless your class has been notified otherwise via email). Dancers ages 12 and under must have their costume checked out by an adult. Dancers 13+ may check out their own costume. **ALL back tuition, costume and recital fees must be paid in full in order to check out a costume.** MDM is not responsible for costumes once they have left our property.
- **Important Costume Care Instructions:** No extra costumes are ordered for recital! So it is imperative that each costume is cared for carefully! We ask that the child's name or initials be placed in EVERY costume, accessory, shoe, and pair of tights! Do not play in costumes before Dress Rehearsal Recital. Specific care and washing instructions should be listed inside each costume. Never iron or machine wash a costume! Dry clean ONLY AFTER the performance! If costume is wrinkled, please use a steamer to release the wrinkles; NOT an iron!
- **Undergarments** For females: tights worn under a costume serves the purpose of an undergarment. It is not necessary to wear underwear underneath the tights as it will often show and we do not want to see anything peeking out from your beautiful tutus! For more mature females, please make sure proper dance bras with clear straps or straps that match skin tone are worn if needed. Silicone adhesive "petals" are also useful for more mature females. For males, please wear proper under garments.
- **Jewelry & Polish:** NO nail polish, toe polish or jewelry is allowed on stage. This includes string "friendship bracelets" and fake/manicured nails! The only accessories that should be worn are those that came with the costume. Please plan your nail appointments AFTER recital is over!
- **Tights & Shoes & Other Costumes Details:** Information about costume accessories (color of shoes, tights, leotards, leggings and hair) will be uploaded to the "Costume" section of your Parent Portal the week of **April 28th.** **You are responsible for supplying the correct color and style of shoes and tights. These items are NOT included with your costume fee, but are your responsibility.** Please check the Portal for details about the costume accessories you will need to provide/wear. (Examples



---

## DRESSING ROOM & DROP OFF/PICK UP INFORMATION

---

- **SAFETY PLAN IN EFFECT!** As part of our ongoing commitment to health and safety, MDM has reviewed all of our policies this year and have made some updates and improvements to our Recital Safety plans. Our drop off and pick up procedures reflect our commitment to ensuring that all of our dancers are safe during our Recitals. We ask you to trust that we have put a lot of thought into these procedures and ask you for your full review & compliance.
- **Dressing Room DROP OFF:** Please plan to have one parent drop off your dancer. This parent will check in at the check in table to confirm your dressing room assignment. You will be given a card with your dancers name on the back of it. **Please keep it safe** as it will be what you need to pick up your dancer at the conclusion of the performance.  
Once you drop your dancer off, you will need to leave the dressing room area unless you are a registered volunteer. NO PARENTS, other than registered volunteers or faculty members, are permitted in the dressing rooms during the performances.
- **Dressing Room PICK UP:** Please send only one parent to the dressing room to pick up your dancer. ALL dancers will be kept safely in the dressing room until a parent has picked them up. Please form a line outside of the dressing room according to the map shown at the end of this packet. You will need to present your dancers card to the dressing room volunteer in order to pick up your dancer. *This procedure applies to all dancers age 12 and under*
- **Dressing Room Assignments:** Dressing room assignments will be posted to the Spring Recital webpage the week of the performance. **Please understand that it is critical that your dancer use their assigned dressing room** as this is how we ensure that we have all dancers stage ready when it's their time to perform. If you have a concern regarding a dressing room assignment, you will need to see a member of our staff to discuss it.
- **Changing in the Dressing Rooms:** We have a large volunteer staff who will be in the dressing rooms to assist your dancer(s) with any needs they might have. These volunteers will be well trained and will help keep your dancer safe and on time. NO PARENTS, other than registered volunteers or faculty members, are permitted in the dressing rooms during the performances.
- Once the performance begins, **all dancers must remain backstage in their assigned dressing room until the conclusion of the performance.** Our parent volunteer team will assist with any needs they might have and ensure their safety to and from the stage. At the end of the show, the new Pick Up Policy will be in effect for getting your dancers from the backstage area.
- Please have young dancers bring an activity to keep them busy during their waiting time in the dressing room (iPad, coloring book and washable crayons/colored pencils, board games, etc.). Older dancers can bring electronics or other activities, but keep in mind that access to WiFi is limited and may not be available in the dressing rooms.
- Water bottles can be brought into the dressing room, but no other drinks are allowed.
- No men allowed in the women's dressing rooms.
- NO pictures may be taken inside the dressing rooms. We will have several photo backdrops for you to use for photos in the lobby areas. You may also take pictures in the hallway areas.

---

## HAIR REQUIREMENTS

---

- All dancers in the “Tiny Dancer” classes should have their hair pulled back away from their face. A bun is preferable, but if hair is too short for a bun, just pull the hair back away from the face.
- All other dancers are required to wear their hair in a high “ballet bun” **with no part**. When looking at the dancer from the front, you should see the top of their bun. **A bun tutorial can be seen by [clicking here!](#)**
- Please use a hairnet that matches your natural hair color to secure the bun. These are available at Attitudes and on Amazon.
- Hair accessories will go on the right side of the bun (dancers right) or directly on top of the bun. Please review the costume specifics in your Portal.



---

## MAKE UP SUGGESTIONS AND REQUIREMENTS

---

- Make up is required for all dancers so that the audience can see their face on the stage. We ask that you use eye shadow, pink blush, and red lipstick. Mascara, eyeliner, and false lashes are optional. For dancers under age 6, pink blush and red lips are all that is necessary.
- Eye shadow recommendation: We recommend using Maybelline number “040 Charcoal Smokes”. An Amazon link to this recommended shadow can be found by [clicking here.](#)
- Pink blush recommendation: We recommend using Covergirl Cheekers #110 - Classic Pink. An Amazon link to this recommended blush can be found by [clicking here.](#)
- Lipstick recommendation: We recommend using the “Blue Red” color of Lipsense lip color along with the “Glossy” Lipsense Gloss. It is available on Amazon, at Attitudes, as well as through several studio mom’s who are representatives. We use this lip color because it does not smear, bleed, or even come off (without soap and water)! If you do not want to purchase a Lipsense lip color, you may choose any true red lip color, but please try to use one that is a “color-stay” formula so that the lipstick does not stain the costumes.
- Eye Make Up Tutorial: **You can view a quick make up tutorial by [clicking here.](#)**
- [Click Here for a Make Up Diagram with explanations!](#)



---

## TICKETS & WATCHING THE SHOW

---

- Tickets for RESERVED seating are available to purchase through your Portal and will go on sale April 1. A link to ticket sales can be found on our Recital webpage ([www.dancemechanix.biz/recital](http://www.dancemechanix.biz/recital)). Any remaining tickets will be sold at the door, but please note that in the past, we have not had many tickets available at the door and so advance purchases are **strongly recommended**.
- Tickets are \$16 for adults, \$11 for children (ages 3 - 12), and lap children (ages 2 and under) are free of charge. A small convenience fee will be added to all tickets purchased online. To avoid fees, you can purchase tickets at the front desk with cash or check.
- **Tickets are non-refundable.**
- **PLEASE READ:** To avoid distractions to our viewing audience, **we ask that you remain seated for the duration of the act except for emergent situations only.** We will have an intermission halfway through Shows B & C and this would be a great time to use the restroom before returning to the auditorium for the second act. **All dancers are required to stay for the duration of the performance and will participate in the final bow.**

---

## RECITAL & COSTUME FEES

---

- **COSTUME FEES:** Each class that participates in the recital will be charged a **class specific costume fee that approximates \$70 - \$95** per costume. Your online account will automatically be charged for your costume fees on February 12, 2024. **Costume fees are due no later than February 28, 2024.**
- **RECITAL FEES:** Each participating dancer will be assessed a \$25 recital fee to help cover the cost of venue rental, teacher salaries, lighting personnel, and the many other costs that we incur in order to provide this stage opportunity. **Included** in your \$25 fee will be a digital link of each of the performances that you can keep and share with friends and family as well as the **official recital t-shirt** that will be worn by all recital participants in the finale number.

---

## MDM MERCHANDISE & FLOWERS

---

- We will have some fun new MDM branded merchandise available for sale beginning at Dress Rehearsal. Come early for best selections as merchandise is sold on a first come, first serve basis!
- We will have flower bouquets (dozen assorted roses) available for purchase for **\$18**. We strongly encourage you to **PRE-ORDER them online** through the Showcase webpage. **PRE-ORDERS ARE DUE BY MAY 10TH.** To pre-order your flower bouquet, [click here](#).
- We will have a very limited amount of flowers available to purchase onsite. Once they are gone, they are gone! To ensure your dancer has flowers, you can pre-order a flower bouquet by [clicking here](#).

---

## PICTURES & VIDEOS

---

- We will have professional photographs taken of the dancers during Dress Rehearsals. We will have a group photo taken prior to their stage rehearsal time. Our instructors will assist in transporting the class to have their picture taken. Individual pictures are also available for those who would like to order them. A picture order form will be posted to the Spring website soon.
- You are welcome to take videos and non-flash pictures of the DRESS REHEARSAL performances, but **NO video taping or flash photography is allowed during the performances. Flash photography is especially dangerous to the dancers on stage, so please make extra sure that your flash is OFF while taking pictures.**
- MDM owns the right to all of the choreography performed during the Spring Recital. Please do not post choreography in its entirety on any social media site; unless you give credit to the choreographer (the instructor) and the studio.
- All of the performances will be professionally recorded. Each family will receive a digital link to download of the performance. **This is included in your recital fee.**
- If you would like a DVD or USB of the performance, you are able to purchase those items for approximately **\$25 - \$30**. To order, please complete an order form envelope with enclosed payment and drop it in the box at the merchandise table or at the front desk.

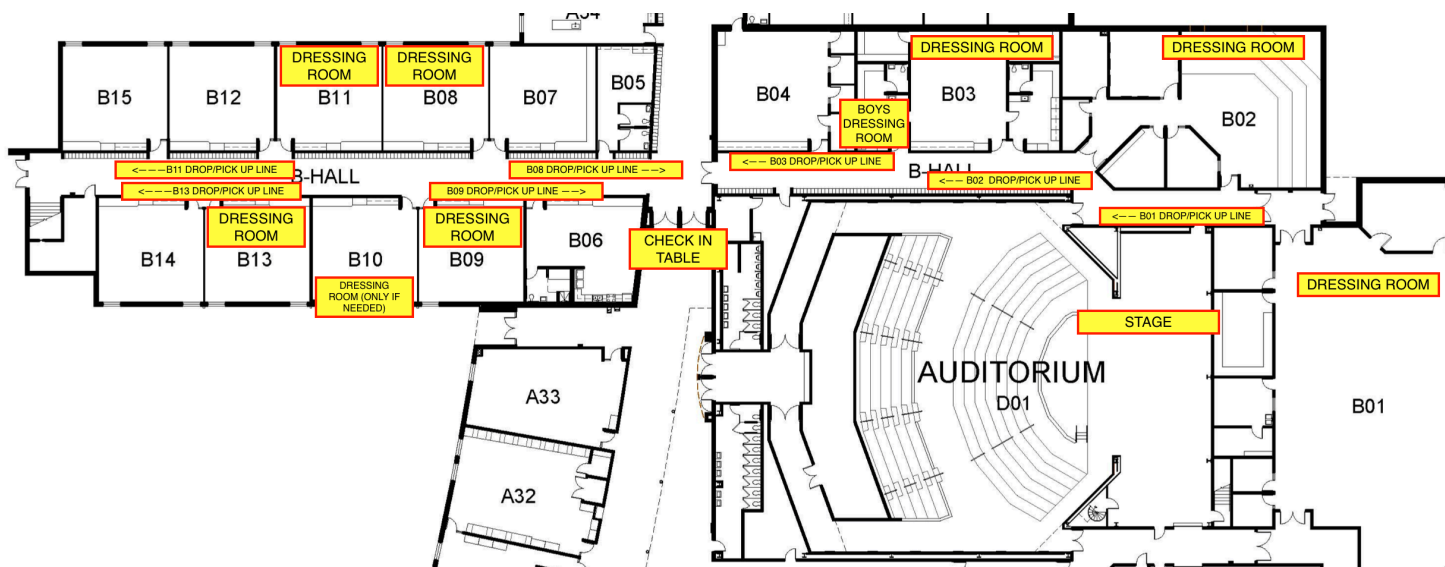
---

## VOLUNTEER HELP NEEDED

---

It takes MANY volunteers to facilitate this production! If you are able to volunteer to help with our many backstage and dressing room needs, please sign up by [CLICKING HERE](#). Thank you in advance for helping when and where you can...we couldn't offer these performances without your help!

## DRESSING ROOM & VENUE MAP



---

## FAQ

---

### **Is Dress Rehearsal necessary?**

Yes! As much as we are preparing for the recital in the classroom, dress rehearsal is an opportunity to introduce the dancers to the flow of the show, the feel of the stage with lights and spacing, and how the feel of dancing in costume PRIOR to performing in front of an audience. Dress Rehearsal also helps alleviate a lot of "stage fright" issues and helps dancers to feel confident and excited about the performance.

### **Can I watch the Dress Rehearsal?**

Yes! Parents are welcome to watch the Dress Rehearsals and take NON-FLASH photos and videos. Videos and photos are not allowed during the performance so doing this during Dress Rehearsal is encouraged. While watching, please use good theatre etiquette by not talking too loudly, applauding for all dancers, and refraining from any kind of negative talk regarding dancers or their performances.

### **Can I pull my child after they dance on recital day?**

No. All dancers are required to remain backstage until the Finale/Bow is complete. This is for the safety of all dancers. Once the show begins, the focus of our volunteer team will be to ensure that the show runs smoothly and that dancers are where they need to be for performances. We do not have the capacity to safely dismiss students while the performance is taking place. When the bow is completed, all dancers will be escorted by staff members or volunteers back to their assigned dressing rooms where they will wait for a parent to check them out using their "check out card".

### **Does my ticket count towards all shows?**

No. If your dancer is assigned to more than one performance, we do offer a courtesy ticket discount that applies to two tickets. You will receive an email with this information.

### **Can I go backstage or to the dressing room area during the performance?**

No. Only MDM faculty and registered volunteers may go backstage during the performances. One parent may drop off and pick up in the dressing rooms before and after the shows.

---

## FAMILY RESPONSIBILITY CHECKLIST

---

- Label each costume, accessory, tights and shoes with your dancers name and/or initials.
- Ensure you have the appropriate color of tights (or socks) and shoes for each dance.
- If you are not using a dance garment bag, please make sure that the hanger your dancers costume is on is labeled with their name. Dance garment bags are very helpful and can be found on Amazon [here](#).
- Pack your make up, hairspray, extra bobby pins, and any other items that might be helpful. A helpful packing list can be found [here](#) (it is comprehensive and not all items may be necessary!)
- Dancers should **check in** wearing the costume for their first dance.
- Make up and hair should be done at home if possible. Touch ups can be done in the dressing room.
- Pack activities to stay busy in the dressing rooms. Snacks that are NOT messy can be packed as well as WATER. No other drinks are allowed in the dressing rooms.